

# HEMMERS

## **1) Lockstitch**

A11,A13,A43,A70,A75D,A75U,A78,A400,A450,KHF52

## **2) Blind Hem**

A72B,A73

## **3) Chainstitch**

KHF42,KHF46,KHF54,KHF84,MS24

## **4) Zig Zag**

KHF47

## **5) Other**

MS91


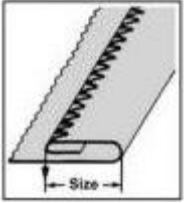

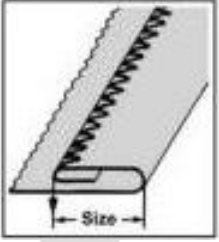
KHF44

# LOCKSTITCH HEMMERS

	<p style="text-align: center;"><b>A11</b></p> <p style="text-align: center;">SIZES</p> <p style="text-align: center;">6,8,10,12,13,15,16,18,19,20, 22,25,28,30,32,35,38,40,45,50,70,76mm</p>	
<p style="text-align: center;">ALAN-GODRICH.COM</p> 	<p style="text-align: center;"><b>A13</b></p> <p style="text-align: center;">SIZES</p> <p style="text-align: center;">1/8 X 1/4", 1/8 X 3/16</p>	
 <p style="text-align: center;">ALAN-GODRICH.COM</p>	<p style="text-align: center;"><b>A43</b></p> <p style="text-align: center;">SIZES</p> <p style="text-align: center;">16,20mm</p>	
<p style="text-align: center;">SHIRTS TAIL SPRING HEMMER</p> 	<p style="text-align: center;"><b>A70</b></p> <p style="text-align: center;">SIZES</p> <p style="text-align: center;">1/16,1/8,3/16,1/4,3/8, 1/2,5/8,3/4,7/8,1"</p>	

	<h2 style="text-align: center;">A75U</h2> <p style="text-align: center;">SIZES</p> <p style="text-align: center;">1/8,3/16,1/4,5/16,3/8, 1/2,5/8,3/4,7/8,1"</p>	
	<h2 style="text-align: center;">A78</h2> <p style="text-align: center;">SIZES</p> <p style="text-align: center;">1/4,5/16,3/8,1/2,5/8,3/4,7/8,1"</p>	
	<h2 style="text-align: center;">A400</h2> <p style="text-align: center;">SIZES</p> <p style="text-align: center;">1/16,1/8,3/16,1/4,3/8,1/2"</p>	
	<h2 style="text-align: center;">A450</h2> <p style="text-align: center;">SIZES</p> <p style="text-align: center;">1/16,1/8,3/16,1/4,3/8,1/2"</p>	
	<h2 style="text-align: center;">KHF52</h2> <p style="text-align: center;">SIZES</p> <p style="text-align: center;">2.5x3mm,3X4mm</p>	

# BLIND HEM

 <p>A72B is a manual blind hemmer with a silver metal body and a black handle. It features a curved foot and a small adjustment knob.</p>	<p><b>A72B</b></p> <p>SIZES</p> <p>6,10,13,16,20mm,2"</p>	 <p>A technical diagram showing a cross-section of a hem created with the A72B hemmer. The hem is formed by folding the fabric over itself, creating a series of small, regular folds. A dimension line at the bottom indicates the width of the hem, labeled 'Size'.</p>
 <p>A73 is a manual blind hemmer with a black metal body and a silver handle. It has a straight foot and a small adjustment knob. The text 'ALAN-GODRICH.COM' is visible at the bottom left of the image.</p>	<p><b>A73</b></p> <p>SIZES</p> <p>2,3,4"</p>	 <p>A technical diagram showing a cross-section of a hem created with the A73 hemmer. The hem is formed by folding the fabric over itself, creating a series of small, regular folds. A dimension line at the bottom indicates the width of the hem, labeled 'Size'.</p>

ALAN GODRICH

# CHAINSTITCH

	<p><b>KHF42</b></p> <p>SIZES</p> <p>1 -1/4"</p>	
	<p><b>KHF46</b></p> <p>SIZES</p> <p>Adjustable</p>	

ALAN GODRICH

# ZIG ZAG

 <p>ALAN-GODRICH.COM</p>	<h2>KHF47</h2> <p>SIZES</p> <p>Adjustable</p>	 <p>Adjustable 可調教</p>
---	---	---

ALAN GODRICH

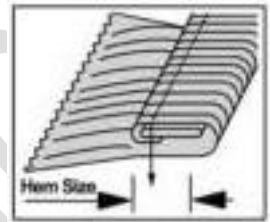
## OTHER



### MS91

SIZES

3/16, 1/4, 1/2, 5/8"



### KHF44

SIZES

Adjustable

